

Hungaroring
Swift Cup Europe
Race - 1
Provisional Results



Cls	Nº	Driver	Nat	Team	Nat	Vehicle	Cat	Cls	Laps	Total Time	Gap	Interval	Km/h	Best	Time	Km/h
1	533	Attila Bucsi	HUN	M1RA	HUN	Suzuki Swift	1.4 Turbo	1	8	21:51.127			96.2	5	2:09.707	121.5
2	146	Fabian Ohrfandl	AUT	Suzuki Team Austria	AUT	Suzuki Swift	1.4 Turbo	2	8	21:54.057	2.930	2.930	96.0	5	2:10.768	120.6
3	110	Christoph Zellhofer	AUT	Suzuki Team Austria	AUT	Suzuki Swift	1.4 Turbo	3	8	21:58.808	7.681	4.751	95.6	5	2:11.807	119.6
4	164	Martin Zellhofer	AUT	Suzuki Team Austria	AUT	Suzuki Swift	1.4 Turbo	4	8	21:59.928	8.801	1.120	95.5	5	2:11.045	120.3
5	171	Philipp Dietrich	AUT	Suzuki Team Austria	AUT	Suzuki Swift	1.4 Turbo	5	8	21:59.965	8.838	0.037	95.5	5	2:10.807	120.5
6	505	Balázs Hartmann	HUN	GFS Racing Team	HUN	Suzuki Swift	1.4 Turbo	6	8	22:03.453	12.326	3.488	95.3	5	2:11.705	119.7
7	599	Kacper Osek	POL	Darek Nowicki Racing	POL	Suzuki Swift	1.4 Turbo	7	8	22:04.265	13.138	0.812	95.2	6	2:11.934	119.5
8	507	Móric Csermely	HUN	M1RA	HUN	Suzuki Swift	1.4 Turbo	8	8	22:08.801	17.674	4.536	94.9	6	2:12.403	119.1
9	107	Michael Mayr	AUT	Suzuki Team Austria	AUT	Suzuki Swift	1.4 Turbo	9	8	22:12.012	20.885	3.211	94.7	6	2:13.801	117.8
10	112	Maximilian Mayr	AUT	Suzuki Team Austria	AUT	Suzuki Swift	1.4 Turbo	10	8	22:13.004	21.877	0.992	94.6	6	2:13.770	117.9
11	511	Krisztián Füge	HUN	Wixxico	HUN	Suzuki Swift	1.4 Turbo	11	8	22:16.414	25.287	3.410	94.4	7	2:14.970	116.8
12	513	Zoltán Csuti	HUN	M1RA	HUN	Suzuki Swift	1.6	1	8	22:30.488	39.361	14.074	93.4	5	2:16.703	115.3
13	508	Gábor Együd	HUN	GFS Racing Team	HUN	Suzuki Swift	1.6	2	8	22:40.197	49.070	9.709	92.7	5	2:19.096	113.3
14	569	Ábel Sánta	HUN	GFS Racing Team	HUN	Suzuki Swift	1.6	3	8	23:00.281	1:09.154	20.084	91.4	7	2:21.824	111.2
15	565	Ferenc Hartmann	HUN	GFS Racing Team	HUN	Suzuki Swift	1.6	4	8	23:00.865	1:09.738	0.584	91.3	6	2:22.116	110.9
16	566	Fabian Dybionka	POL	Darek Nowicki Racing	POL	Suzuki Swift	1.6	5	8	23:02.779	1:11.652	1.914	91.2	6	2:19.359	113.1
17	586	Aleks Sówka	POL	Darek Nowicki Racing	POL	Suzuki Swift	1.4 Turbo	12	8	23:35.944	1:44.817	33.165	89.1	5	2:10.881	120.5
18	504	Balázs György	HUN	George Racing Team	HUN	Suzuki Swift	1.6	6	7	20:17.939	1 Lap	1 Lap	90.6	5	2:19.102	113.3
19	544	Gábor György	HUN	George Racing Team	HUN	Suzuki Swift	1.6	7	7	20:18.314	1 Lap	0.375	90.6	6	2:18.779	113.6
Not classified: (Requirements: 75% of number laps of leader = 6 Laps)																
517	Toon Knapen	NLD	GFS Racing Team	NLD	Suzuki Swift	1.4 Turbo	13									

Fastest lap Attila Bucsi in 2:09.707 at 121.5 Km/h in lap 5


Published at:.....

Track Temp: 31.5 °C Air Temp: 24.9 °C Humidity: 33 % Track Status: DRY

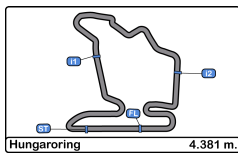
Stewards:

Race Director:

Timekeeper:

 Luis Angel Garcia Nufez
 JOB/I-0030-ESP





Hungaroring
Swift Cup Europe
Race - 1



Provisional Results by Category

Cls	Nº	Driver	Nat	Team	Nat	Vehicle	Cat	Cls	Laps	Total Time	Gap	Interval	Km/h	Best	Time	Km/h
1.4 Turbo																
1	533	Attila Bucsi	HUN	M1RA	HUN	Suzuki Swift	1.4 Turbo	1	8	21:51.127			96.2	5	2:09.707	121.5
2	146	Fabian Ohrfandl	AUT	Suzuki Team Austria	AUT	Suzuki Swift	1.4 Turbo	2	8	21:54.057	2.930	2.930	96.0	5	2:10.768	120.6
3	110	Christoph Zellhofer	AUT	Suzuki Team Austria	AUT	Suzuki Swift	1.4 Turbo	3	8	21:58.808	7.681	4.751	95.6	5	2:11.807	119.6
4	164	Martin Zellhofer	AUT	Suzuki Team Austria	AUT	Suzuki Swift	1.4 Turbo	4	8	21:59.928	8.801	1.120	95.5	5	2:11.045	120.3
5	171	Philipp Dietrich	AUT	Suzuki Team Austria	AUT	Suzuki Swift	1.4 Turbo	5	8	21:59.965	8.838	0.037	95.5	5	2:10.807	120.5
6	505	Balázs Hartmann	HUN	GFS Racing Team	HUN	Suzuki Swift	1.4 Turbo	6	8	22:03.453	12.326	3.488	95.3	5	2:11.705	119.7
7	599	Kacper Osek	POL	Darek Nowicki Racing	POL	Suzuki Swift	1.4 Turbo	7	8	22:04.265	13.138	0.812	95.2	6	2:11.934	119.5
8	507	Móric Csermely	HUN	M1RA	HUN	Suzuki Swift	1.4 Turbo	8	8	22:08.801	17.674	4.536	94.9	6	2:12.403	119.1
9	107	Michael Mayr	AUT	Suzuki Team Austria	AUT	Suzuki Swift	1.4 Turbo	9	8	22:12.012	20.885	3.211	94.7	6	2:13.801	117.8
10	112	Maximilian Mayr	AUT	Suzuki Team Austria	AUT	Suzuki Swift	1.4 Turbo	10	8	22:13.004	21.877	0.992	94.6	6	2:13.770	117.9
11	511	Krisztián Füge	HUN	Wixxico	HUN	Suzuki Swift	1.4 Turbo	11	8	22:16.414	25.287	3.410	94.4	7	2:14.970	116.8
12	586	Aleks Sówka	POL	Darek Nowicki Racing	POL	Suzuki Swift	1.4 Turbo	12	8	23:35.944	1:44.817	1:19.530	89.1	5	2:10.881	120.5
Not classified: (Requirements: 75% of number laps of leader = 6 Laps)																
517	Toon Knapen	NLD	GFS Racing Team	NLD	Suzuki Swift	1.4 Turbo		13								
1.6																
1	513	Zoltán Csuti	HUN	M1RA	HUN	Suzuki Swift	1.6	1	8	22:30.488			93.4	5	2:16.703	115.3
2	508	Gábor Együd	HUN	GFS Racing Team	HUN	Suzuki Swift	1.6	2	8	22:40.197	9.709	9.709	92.7	5	2:19.096	113.3
3	569	Ábel Sánta	HUN	GFS Racing Team	HUN	Suzuki Swift	1.6	3	8	23:00.281	29.793	20.084	91.4	7	2:21.824	111.2
4	565	Ferenc Hartmann	HUN	GFS Racing Team	HUN	Suzuki Swift	1.6	4	8	23:00.865	30.377	0.584	91.3	6	2:22.116	110.9
5	566	Fabian Dybionka	POL	Darek Nowicki Racing	POL	Suzuki Swift	1.6	5	8	23:02.779	32.291	1.914	91.2	6	2:19.359	113.1
6	504	Balázs György	HUN	George Racing Team	HUN	Suzuki Swift	1.6	6	7	20:17.939	1 Lap	1 Lap	90.6	5	2:19.102	113.3
7	544	Gábor György	HUN	George Racing Team	HUN	Suzuki Swift	1.6	7	7	20:18.314	1 Lap	0.375	90.6	6	2:18.779	113.6

Fastest lap Attila Bucsi in 2:09.707 at 121.5 Km/h in lap 5

Published at:.....

Track Temp: 31.5 °C Air Temp: 24.9 °C Humidity: 33 % Track Status: DRY

Stewards:	Race Director:	Timekeeper: Luis Angel Garcia Nuñez JOB/I-0030-ESP
------------------	-----------------------	---



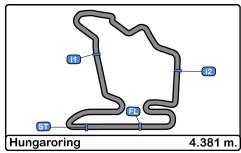


Hungaroring
Swift Cup Europe
Race - 1



Provisional Classification by Driver Fastest Lap

Clas	Nº	Driver	Nat	Team	Nat	Vehicle	Cat	Clas	Laps	Best	Time	Gap	Interval	Km/h
1	533	Attila Bucsi	HUN	M1RA	HUN	Suzuki Swift	1.4	1	8	5	2:09.707			121.5
2	146	Fabian Ohrfandl	AUT	Suzuki Team Austria	AUT	Suzuki Swift	1.4	2	8	5	2:10.768	1.061	1.061	120.6
3	171	Philipp Dietrich	AUT	Suzuki Team Austria	AUT	Suzuki Swift	1.4	3	8	5	2:10.807	1.100	0.039	120.5
4	586	Aleks Sówka	POL	Darek Nowicki Racing	POL	Suzuki Swift	1.4	4	8	5	2:10.881	1.174	0.074	120.5
5	164	Martin Zellhofer	AUT	Suzuki Team Austria	AUT	Suzuki Swift	1.4	5	8	5	2:11.045	1.338	0.164	120.3
6	505	Balázs Hartmann	HUN	GFS Racing Team	HUN	Suzuki Swift	1.4	6	8	5	2:11.705	1.998	0.660	119.7
7	110	Christoph Zellhofer	AUT	Suzuki Team Austria	AUT	Suzuki Swift	1.4	7	8	5	2:11.807	2.100	0.102	119.6
8	599	Kacper Osek	POL	Darek Nowicki Racing	POL	Suzuki Swift	1.4	8	8	6	2:11.934	2.227	0.127	119.5
9	507	Móric Csermely	HUN	M1RA	HUN	Suzuki Swift	1.4	9	8	6	2:12.403	2.696	0.469	119.1
10	112	Maximilian Mayr	AUT	Suzuki Team Austria	AUT	Suzuki Swift	1.4	10	8	6	2:13.770	4.063	1.367	117.9
11	107	Michael Mayr	AUT	Suzuki Team Austria	AUT	Suzuki Swift	1.4	11	8	6	2:13.801	4.094	0.031	117.8
12	511	Krisztián Füge	HUN	Wixxico	HUN	Suzuki Swift	1.4	12	8	7	2:14.970	5.263	1.169	116.8
13	513	Zoltán Csuti	HUN	M1RA	HUN	Suzuki Swift	1.6	1	8	5	2:16.703	6.996	1.733	115.3
14	544	Gábor György	HUN	George Racing Team	HUN	Suzuki Swift	1.6	2	7	6	2:18.779	9.072	2.076	113.6
15	508	Gábor Együd	HUN	GFS Racing Team	HUN	Suzuki Swift	1.6	3	8	5	2:19.096	9.389	0.317	113.3
16	504	Balázs György	HUN	George Racing Team	HUN	Suzuki Swift	1.6	4	7	5	2:19.102	9.395	0.006	113.3
17	566	Fabian Dybionka	POL	Darek Nowicki Racing	POL	Suzuki Swift	1.6	5	8	6	2:19.359	9.652	0.257	113.1
18	569	Ábel Sánta	HUN	GFS Racing Team	HUN	Suzuki Swift	1.6	6	8	7	2:21.824	12.117	2.465	111.2
19	565	Ferenc Hartmann	HUN	GFS Racing Team	HUN	Suzuki Swift	1.6	7	8	6	2:22.116	12.409	0.292	110.9

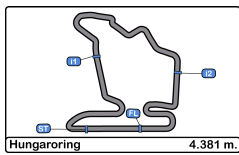


Hungaroring
Swift Cup Europe
Race - 1



Distance and Speed Average

Clas	Nº	Driver	Nat	Team	Nat	Vehicle	Cat	Clas	Laps	Distance	Total Time	Km/h
1	533	Attila Bucsi		M1RA		Suzuki Swift	1.4	1	8	35.04	21:51.127	96.2
2	146	Fabian Ohrfandl		Suzuki Team Austria		Suzuki Swift	1.4	2	8	35.04	21:54.057	96.0
3	110	Christoph Zellhofer		Suzuki Team Austria		Suzuki Swift	1.4	3	8	35.04	21:58.808	95.6
4	164	Martin Zellhofer		Suzuki Team Austria		Suzuki Swift	1.4	4	8	35.04	21:59.928	95.5
5	171	Philipp Dietrich		Suzuki Team Austria		Suzuki Swift	1.4	5	8	35.04	21:59.965	95.5
6	505	Balázs Hartmann		GFS Racing Team		Suzuki Swift	1.4	6	8	35.04	22:03.453	95.3
7	599	Kacper Osek		Darek Nowicki Racing		Suzuki Swift	1.4	7	8	35.04	22:04.265	95.2
8	507	Móric Csermely		M1RA		Suzuki Swift	1.4	8	8	35.04	22:08.801	94.9
9	107	Michael Mayr		Suzuki Team Austria		Suzuki Swift	1.4	9	8	35.04	22:12.012	94.7
10	112	Maximilian Mayr		Suzuki Team Austria		Suzuki Swift	1.4	10	8	35.04	22:13.004	94.6
11	511	Krisztián Füge		Wixxico		Suzuki Swift	1.4	11	8	35.04	22:16.414	94.4
12	513	Zoltán Csuti		M1RA		Suzuki Swift	1.6	1	8	35.04	22:30.488	93.4
13	508	Gábor Együd		GFS Racing Team		Suzuki Swift	1.6	2	8	35.04	22:40.197	92.7
14	569	Ábel Sánta		GFS Racing Team		Suzuki Swift	1.6	3	8	35.04	23:00.281	91.4
15	565	Ferenc Hartmann		GFS Racing Team		Suzuki Swift	1.6	4	8	35.04	23:00.865	91.3
16	566	Fabian Dybionka		Darek Nowicki Racing		Suzuki Swift	1.6	5	8	35.04	23:02.779	91.2
17	586	Aleks Sówka		Darek Nowicki Racing		Suzuki Swift	1.4	12	8	35.04	23:35.944	89.1
18	504	Balázs György		George Racing Team		Suzuki Swift	1.6	6	7	30.66	20:17.939	90.6
19	544	Gábor György		George Racing Team		Suzuki Swift	1.6	7	7	30.66	20:18.314	90.6
0	517	Toon Knapen		GFS Racing Team		Suzuki Swift	1.4	13	0			



Hungaroring
Swift Cup Europe
Race - 1
Lap Analysis



107 Michael Mayr Suzuki Swift **164** Martin Zellhofer Suzuki Swift
 1.4 Turbo Suzuki Team Austria 1.4 Turbo Suzuki Team Austria

Lap D	Time	Sector 1	Sector 2	Sector 3	T. Spd	Elapsed	Lap D	Time	Sector 1	Sector 2	Sector 3	T. Spd	Elapsed
1	3:04.189 P	56.127	57.090	1:10.972	137.4	3:04.189	1	2:54.034 P	54.491	56.024	1:03.519	140.8	2:54.034
2	3:30.624 P	1:19.232	1:10.800	1:00.592		6:34.813	2	3:34.288 P	1:24.708	1:12.000	57.580		6:28.322
3	3:21.613 P	1:19.796	1:04.081	57.736		9:56.426	3	3:21.713 P	1:22.755	1:04.458	54.500		9:50.035
4	3:17.233	1:20.358	1:07.624	49.251		13:13.659	4	3:21.421	1:23.150	1:08.460	49.811		13:11.456
5	2:15.053	48.837	48.554	37.662	170.3	15:28.712	5	2:11.045	47.205	47.529	36.311	170.6	15:22.501
6	2:13.801	48.164	48.569	37.068	172.8	17:42.513	6	2:11.678	47.530	47.636	36.512	173.0	17:34.179
7	2:14.188	48.057	48.997	37.134	170.6	19:56.701	7	2:13.048	47.935	48.403	36.710	174.1	19:47.227
8	2:15.311	48.300	49.082	37.929	169.8	22:12.012	8	2:12.701	47.513	47.963	37.225	172.8	21:59.928

110 Christoph Zellhofer Suzuki Swift **171** Philipp Dietrich Suzuki Swift
 1.4 Turbo Suzuki Team Austria 1.4 Turbo Suzuki Team Austria

Lap D	Time	Sector 1	Sector 2	Sector 3	T. Spd	Elapsed	Lap D	Time	Sector 1	Sector 2	Sector 3	T. Spd	Elapsed
1	2:52.275 P	53.810	55.935	1:02.530	138.2	2:52.275	1	2:59.060 P	55.592	56.069	1:07.399	142.1	2:59.060
2	3:34.693 P	1:25.008	1:12.388	57.297		6:26.968	2	3:33.052 P	1:22.263	1:11.207	59.582		6:32.112
3	3:21.247 P	1:22.365	1:04.218	54.664		9:48.215	3	3:21.488 P	1:20.488	1:04.441	56.559		9:53.600
4	3:21.656	1:23.140	1:08.791	49.725		13:09.871	4	3:18.612	1:21.213	1:08.066	49.333		13:12.212
5	2:11.807	47.368	47.974	36.465	172.2	15:21.678	5	2:10.807	47.227	47.354	36.226	173.6	15:23.019
6	2:12.051	47.495	47.980	36.576	171.1	17:33.729	6	2:11.711	47.396	47.855	36.460	175.6	17:34.730
7	2:12.542	47.753	48.014	36.775	170.6	19:46.271	7	2:12.743	47.801	48.466	36.476	174.7	19:47.473
8	2:12.537	47.775	48.001	36.761	170.0	21:58.808	8	2:12.492	47.554	47.923	37.015	173.9	21:59.965

112 Maximilian Mayr Suzuki Swift **504** Balázs György Suzuki Swift
 1.4 Turbo Suzuki Team Austria 1.6 George Racing Team

Lap D	Time	Sector 1	Sector 2	Sector 3	T. Spd	Elapsed	Lap D	Time	Sector 1	Sector 2	Sector 3	T. Spd	Elapsed
1	3:14.015 P	58.570	58.698	1:16.747	99.4	3:14.015	1	3:25.167 P	1:01.641	1:00.859	1:22.667	135.0	3:25.167
2	3:25.558 P	1:14.555	1:08.044	1:02.959		6:39.573	2	3:22.164 P	1:16.421	59.999	1:05.744		6:47.331
3	3:21.969 P	1:17.698	1:04.041	1:00.230		10:01.542	3	3:22.154 P	1:15.289	1:02.831	1:04.034		10:09.485
4	3:13.420	1:18.199	1:07.072	48.149		13:14.962	4	3:09.197	1:14.878	1:07.788	46.531		13:18.682
5	2:14.519	48.429	48.937	37.153	168.7	15:29.481	5	2:19.102	50.560	50.327	38.215	159.2	15:37.784
6	2:13.770	47.848	48.838	37.084	170.0	17:43.251	6	2:19.729	50.696	50.421	38.612	159.0	17:57.513
7	2:14.366	48.109	48.978	37.279	170.6	19:57.617	7	2:20.426	50.980	50.801	38.645	159.0	20:17.939
8	2:15.387	48.410	49.396	37.581	169.0	22:13.004							

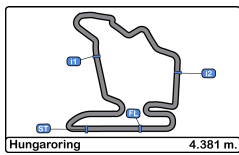
146 Fabian Ohrfandl Suzuki Swift **505** Balázs Hartmann Suzuki Swift
 1.4 Turbo Suzuki Team Austria 1.4 Turbo GFS Racing Team

Lap D	Time	Sector 1	Sector 2	Sector 3	T. Spd	Elapsed	Lap D	Time	Sector 1	Sector 2	Sector 3	T. Spd	Elapsed
1	2:50.569 P	53.109	56.045	1:01.415	135.0	2:50.569	1	3:00.670 P	55.469	57.175	1:08.026	139.7	3:00.670
2	3:34.985 P	1:25.730	1:12.759	56.496		6:25.554	2	3:32.379 P	1:21.285	1:11.176	59.918		6:33.049
3	3:20.914 P	1:22.774	1:04.599	53.541		9:46.468	3	3:21.753 P	1:20.454	1:04.412	56.887		9:54.802
4	3:22.823	1:23.863	1:09.282	49.678		13:09.291	4	3:18.149	1:20.925	1:07.651	49.573		13:12.951
5	2:10.768	47.001	47.633	36.134	171.1	15:20.059	5	2:11.705	47.396	47.658	36.651	170.6	15:24.656
6	2:11.219	47.185	47.946	36.088	171.9	17:31.278	6	2:12.582	47.776	47.997	36.809	170.8	17:37.238
7	2:11.335	47.121	47.797	36.417	171.1	19:42.613	7	2:13.269	48.065	48.231	36.973	170.6	19:50.507
8	2:11.444	47.164	47.876	36.404	170.8	21:54.057	8	2:12.946	47.856	47.994	37.096	170.3	22:03.453

507 Móric Csermely Suzuki Swift
 1.4 Turbo M1RA

Lap D	Time	Sector 1	Sector 2	Sector 3	T. Spd	Elapsed
1	3:10.077 P	56.702	58.620	1:14.755	111.8	3:10.077
2	3:28.188 P	1:16.110	1:09.719	1:02.359		6:38.265
3	3:21.852 P	1:17.883	1:04.155	59.814		10:00.117
4	3:14.357	1:18.394	1:07.388	48.575		13:14.474
5	2:13.806	48.187	48.917	36.702	173.3	15:28.280
6	2:12.403	47.499	47.945	36.959	171.4	17:40.683
7	2:14.026	47.803	48.225	37.998	171.4	19:54.709
8	2:14.092	47.715	48.484	37.893	170.8	22:08.801





Hungaroring
Swift Cup Europe
Race - 1
Lap Analysis



508 Gábor Együd Suzuki Swift **544** Gábor György Suzuki Swift
 1.6 GFS Racing Team 1.6 George Racing Team

Lap D	Time	Sector 1	Sector 2	Sector 3	T. Spd	Elapsed	Lap D	Time	Sector 1	Sector 2	Sector 3	T. Spd	Elapsed
1	3:23.076 P	1:01.177	1:00.545	1:21.354	136.5	3:23.076	1	3:33.103 P	1:13.123	54.621	1:25.359	59.9	3:33.103
2	3:22.661 P	1:16.780	1:01.042	1:04.839		6:45.737	2	3:18.754 P	1:17.701	53.762	1:07.291		6:51.857
3	3:21.717 P	1:15.531	1:03.646	1:02.540		10:07.454	3	3:22.630 P	1:14.788	1:00.986	1:06.856		10:14.487
4	3:10.558	1:15.885	1:08.160	46.513		13:18.012	4	3:06.426	1:14.353	1:06.024	46.049		13:20.913
5	2:19.096	50.369	50.583	38.144	156.9	15:37.108	5	2:19.464	51.103	50.132	38.229	154.9	15:40.377
6	2:20.161	50.706	50.822	38.633	155.8	17:57.269	6	2:18.779	50.589	49.882	38.308	156.5	17:59.156
7	2:20.459	50.893	50.946	38.620	156.7	20:17.728	7	2:19.158	50.418	50.191	38.549	156.7	20:18.314
8	2:22.469	51.744	51.128	39.597	156.9	22:40.197							

511 Krisztián Füge Suzuki Swift **565** Ferenc Hartmann Suzuki Swift
 1.4 Turbo Wixico 1.6 GFS Racing Team

Lap D	Time	Sector 1	Sector 2	Sector 3	T. Spd	Elapsed	Lap D	Time	Sector 1	Sector 2	Sector 3	T. Spd	Elapsed
1	3:18.183 P	58.832	59.846	1:19.505	109.7	3:18.183	1	3:36.242 P	1:21.356	53.527	1:21.359	82.1	3:36.242
2	3:23.803 P	1:14.073	1:05.488	1:04.242		6:41.986	2	3:16.959 P		4:25.190	1:06.655		6:53.201
3	3:21.645 P	1:16.398	1:03.887	1:01.360		10:03.631	3	3:22.797 P	1:14.681	1:00.132	1:07.984		10:15.998
4	3:12.123	1:17.050	1:07.037	48.036		13:15.754	4	3:05.229	1:14.722	1:04.698	45.809		13:21.227
5	2:15.417	48.734	49.100	37.583	165.3	15:31.171	5	2:22.163		3:33.746	38.924	154.2	15:43.390
6	2:15.049	48.618	49.460	36.971	169.2	17:46.220	6	2:22.116		5:55.907	38.879	155.1	18:05.506
7	2:14.970	48.763	48.773	37.434	169.8	20:01.190	7	2:22.422		8:18.198	39.010	154.9	20:27.928
8	2:15.224	48.795	49.086	37.343	162.4	22:16.414	8	2:32.937	55.279	55.089	42.569	154.0	23:00.865

513 Zoltán Csuti Suzuki Swift **566** Fabian Dybionka Suzuki Swift
 1.6 M1RA 1.6 Darek Nowicki Racing

Lap D	Time	Sector 1	Sector 2	Sector 3	T. Spd	Elapsed	Lap D	Time	Sector 1	Sector 2	Sector 3	T. Spd	Elapsed
1	3:20.503 P	59.593	1:01.400	1:19.510	137.0	3:20.503	1	3:29.946 P	1:02.860	1:02.259	1:24.827	128.4	3:29.946
2	3:24.047 P	1:17.021	1:02.855	1:04.171		6:44.550	2	3:20.793 P	1:17.754	55.746	1:07.293		6:50.739
3	3:21.755 P	1:16.044	1:03.542	1:02.169		10:06.305	3	3:21.451 P	1:14.292	1:01.735	1:05.424		10:12.190
4	3:11.202	1:16.130	1:08.448	46.624		13:17.507	4	3:08.086	1:14.259	1:07.612	46.215		13:20.276
5	2:16.703	49.988	49.052	37.663	157.4	15:34.210	5	2:20.293		3:34.793	39.327	157.4	15:40.569
6	2:17.344	50.252	49.239	37.853	156.5	17:51.554	6	2:19.359	50.914	50.226	38.219	160.4	17:59.928
7	2:17.460	50.187	49.548	37.725	155.3	20:09.014	7	2:19.369	50.348	50.389	38.632	159.7	20:19.297
8	2:21.474	52.073	49.567	39.834	155.3	22:30.488	8	2:43.482 P	56.855	55.973	50.654	159.5	23:02.779

517 Toon Knapen Suzuki Swift **569** Ábel Sánta Suzuki Swift
 1.4 Turbo GFS Racing Team 1.6 GFS Racing Team

Lap D	Time	Sector 1	Sector 2	Sector 3	T. Spd	Elapsed	Lap D	Time	Sector 1	Sector 2	Sector 3	T. Spd	Elapsed
1	2:48.214 P	52.633	55.576	1:00.005	136.0	2:48.214	1	3:26.927 P	1:02.376	1:01.422	1:23.129	120.4	3:26.927
2	3:35.645 P	1:27.211	1:12.634	55.800		6:23.859	2	3:21.919 P	1:16.209	59.272	1:06.438		6:48.846
3	3:20.358 P	1:23.102	1:04.952	52.304		9:44.217	3	3:22.048 P	1:15.091	1:02.174	1:04.783		10:10.894
4	3:24.354	1:25.084	1:09.558	49.712		13:08.571	4	3:08.560	1:14.547	1:07.617	46.396		13:19.454
5	2:09.707	46.786	47.002	35.919	171.4	15:18.278	5	2:22.233	50.954	52.790	38.489	153.8	15:41.687
6	2:10.700	47.441	47.103	36.156	171.1	17:28.978	6	2:21.905	50.845	52.149	38.911	154.7	18:03.592
7	2:11.010	47.188	47.326	36.496	170.6	19:39.988	7	2:21.824	50.886	51.837	39.101	154.5	20:25.416
8	2:11.139	47.276	47.421	36.442	170.6	21:51.127	8	2:34.865	56.129	55.702	43.034	154.2	23:00.281

533 Attila Bucsi Suzuki Swift **586** Aleks Sówka Suzuki Swift
 1.4 Turbo M1RA 1.4 Turbo Darek Nowicki Racing

Lap D	Time	Sector 1	Sector 2	Sector 3	T. Spd	Elapsed	Lap D	Time	Sector 1	Sector 2	Sector 3	T. Spd	Elapsed
1	2:56.928 P					2:56.928	1	2:56.928 P	55.437	55.641	1:05.850	137.2	2:56.928
2	3:32.671 P					6:29.599	2	3:32.671 P	1:23.363	1:11.114	58.194		6:29.599
3	3:21.982 P					9:51.581	3	3:21.982 P	1:22.280	1:04.372	55.330		9:51.581
4	3:20.393					13:11.974	4	3:20.393	1:22.056	1:08.371	49.966		13:11.974
5	2:10.881					15:22.855	5	2:10.881	47.275	47.258	36.348	174.1	15:22.855
6	2:11.608					17:34.463	6	2:11.608	47.344	47.669	36.595	177.6	17:34.463
7	2:25.605					20:00.068	7	2:25.605	47.947	50.994	46.664	175.8	20:00.068
8	3:35.876 P					23:35.944	8	3:35.876 P	1:24.960	1:10.965	59.951	89.4	23:35.944





Hungaroring
Swift Cup Europe
Race - 1
Lap Analysis



599

Kacper Osek

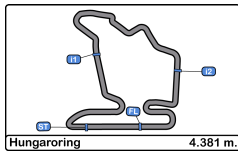
Suzuki Swift

1.4 Turbo

Darek Nowicki Racing

Lap	D	Time		Sector 1	Sector 2	Sector 3	T. Spd	Elapsed
1		3:06.108	P	56.335	57.545	1:12.228	134.3	3:06.108
2		3:31.032	P	1:18.197	1:10.760	1:02.075		6:37.140
3		3:21.179	P	1:18.103	1:04.148	58.928		9:58.319
4		3:15.884		1:19.100	1:07.907	48.877		13:14.203
5		2:12.517		48.049	47.734	36.734	173.9	15:26.720
6		2:11.934		47.536	47.689	36.709	173.3	17:38.654
7		2:12.818		47.479	48.137	37.202	173.9	19:51.472
8		2:12.793		47.652	48.007	37.134	173.6	22:04.265





Hungaroring
Swift Cup Europe
Race - 1



Analysis by Lap

Num	Lap Time	Gap
-----	----------	-----

Lap 1

533	2:48.214	
146	2:50.569	02.355
110	2:52.275	04.061
164	2:54.034	05.820
586	2:56.928	08.714
171	2:59.060	10.846
505	3:00.670	12.456
107	3:04.189	15.975
599	3:06.108	17.894
507	3:10.077	21.863
112	3:14.015	25.801
511	3:18.183	29.969
513	3:20.503	32.289
508	3:23.076	34.862
504	3:25.167	36.953
569	3:26.927	38.713
566	3:29.946	41.732
544	3:33.103	44.889
565	3:36.242	48.028

Num	Lap Time	Gap
-----	----------	-----

Lap 2

533	3:35.645	
146	3:34.985	01.695
110	3:34.693	03.109
164	3:34.288	04.463
586	3:32.671	05.740
171	3:33.052	08.253
505	3:32.379	09.190
107	3:30.624	10.954
599	3:31.032	13.281
507	3:28.188	14.406
112	3:25.558	15.714
511	3:23.803	18.127
513	3:24.047	20.691
508	3:22.661	21.878
504	3:22.164	23.472
569	3:21.919	24.987
566	3:20.793	26.880
544	3:18.754	27.998
565	3:16.959	29.342

Num	Lap Time	Gap
-----	----------	-----

Lap 3

533	3:20.358	
146	3:20.914	02.251
110	3:21.247	03.998
164	3:21.713	05.818
586	3:21.982	07.364
171	3:21.488	09.383
505	3:21.753	10.585
107	3:21.613	12.209
599	3:21.179	14.102
507	3:21.852	15.900
112	3:21.969	17.325
511	3:21.645	19.414
513	3:21.755	22.088

Num	Lap Time	Gap
-----	----------	-----

Lap 4

508	3:21.717	23.237
504	3:22.154	25.268
569	3:22.048	26.677
566	3:21.451	27.973
544	3:22.630	30.270
565	3:22.797	31.781
533	3:24.354	
146	3:22.823	00.720
110	3:21.656	01.300
164	3:21.421	02.885
586	3:20.393	03.403
171	3:18.612	03.641
505	3:18.149	04.380
107	3:17.233	05.088
599	3:15.884	05.632
507	3:14.357	05.903
112	3:13.420	06.391
511	3:12.123	07.183
513	3:11.202	08.936
508	3:10.558	09.441
504	3:09.197	10.111
569	3:08.560	10.883
566	3:08.086	11.705
544	3:06.426	12.342
565	3:05.229	12.656

Num	Lap Time	Gap
-----	----------	-----

Lap 5

533	2:09.707	
146	2:10.768	01.781
110	2:11.807	03.400
164	2:11.045	04.223
586	2:10.881	04.577
171	2:10.807	04.741
505	2:11.705	06.378
599	2:12.517	08.442
507	2:13.806	10.002
107	2:15.053	10.434
112	2:14.519	11.203
511	2:15.417	12.893
513	2:16.703	15.932
508	2:19.096	18.830
504	2:19.102	19.506
544	2:19.464	22.099
566	2:20.293	22.291
569	2:22.233	23.409
565	2:22.163	25.112

Num	Lap Time	Gap
-----	----------	-----

Lap 6

533	2:10.700	
146	2:11.219	02.300
110	2:12.051	04.751
164	2:11.678	05.201
586	2:11.608	05.485
171	2:11.711	05.752

Num	Lap Time	Gap
-----	----------	-----

Lap 7

505	2:12.582	08.260
599	2:11.934	09.676
507	2:12.403	11.705
107	2:13.801	13.535
112	2:13.770	14.273
511	2:15.049	17.242
513	2:17.344	22.576
508	2:20.161	28.291
504	2:19.729	28.535
544	2:18.779	30.178
566	2:19.359	30.950
569	2:21.905	34.614
565	2:22.116	36.528

Num	Lap Time	Gap
-----	----------	-----

Lap 8

533	2:11.139	
146	2:11.444	02.930
110	2:12.537	07.681
164	2:12.701	08.801
171	2:12.492	08.838
505	2:12.946	12.326
599	2:12.793	13.138
507	2:14.092	17.674
107	2:15.311	20.885
112	2:15.387	21.877
511	2:15.224	25.287
513	2:21.474	39.361
508	2:22.469	49.070
569	2:34.865	1:09.154
565	2:32.937	1:09.738
566	2:43.482	1:11.652
586	3:35.876	1:44.817



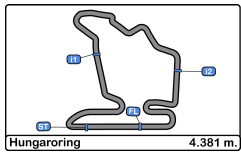


Hungaroring
Swift Cup Europe
Race - 1



Best Sectors Results

Sector - 1			Sector - 2			Sector - 3			Ideal Lap vs Best Lap						
Clas	Nº	Driver	Time	Nº	Driver	Time	Nº	Driver	Time	Clas	Nº	Driver	Ideal Lap	Best Lap	Clas
1	53	Attila Bucsi	46.786	533	Attila Bucsi	47.002	533	Attila Bucsi	35.919	1	533	Attila Bucsi	2:09.707	2:09.707	1
2	14	Fabian Ohrfandl	47.001	586	Aleks Sówka	47.258	146	Fabian Ohrfandl	36.088	2	146	Fabian Ohrfandl	2:10.722	2:10.768	2
3	16	Martin Zellhofer	47.205	171	Philipp Dietrich	47.354	171	Philipp Dietrich	36.226	3	171	Philipp Dietrich	2:10.807	2:10.807	3
4	17	Philipp Dietrich	47.227	164	Martin Zellhofer	47.529	164	Martin Zellhofer	36.311	4	586	Aleks Sówka	2:10.881	2:10.881	4
5	58	Aleks Sówka	47.275	146	Fabian Ohrfandl	47.633	586	Aleks Sówka	36.348	5	164	Martin Zellhofer	2:11.045	2:11.045	5
6	11	Christoph Zellhofer	47.368	505	Balázs Hartmann	47.658	110	Christoph Zellhofer	36.465	6	505	Balázs Hartmann	2:11.705	2:11.705	6
7	50	Balázs Hartmann	47.396	599	Kacper Osek	47.689	505	Balázs Hartmann	36.651	7	110	Christoph Zellhofer	2:11.807	2:11.807	7
8	59	Kacper Osek	47.479	507	Móric Csermely	47.945	507	Móric Csermely	36.702	8	599	Kacper Osek	2:11.877	2:11.934	8
9	50	Móric Csermely	47.499	110	Christoph Zellhofer	47.974	599	Kacper Osek	36.709	9	507	Móric Csermely	2:12.146	2:12.403	9
10	11	Maximilian Mayr	47.848	107	Michael Mayr	48.554	511	Krisztián Füge	36.971	10	107	Michael Mayr	2:13.679	2:13.801	11
11	10	Michael Mayr	48.057	511	Krisztián Füge	48.773	107	Michael Mayr	37.068	11	112	Maximilian Mayr	2:13.770	2:13.770	10
12	51	Krisztián Füge	48.618	112	Maximilian Mayr	48.838	112	Maximilian Mayr	37.084	12	511	Krisztián Füge	2:14.362	2:14.970	12
13	51	Zoltán Csuti	49.988	513	Zoltán Csuti	49.052	513	Zoltán Csuti	37.663	13	513	Zoltán Csuti	2:16.703	2:16.703	13
14	56	Fabian Dybionka	50.348	544	Gábor György	49.882	508	Gábor Együd	38.144	14	544	Gábor György	2:18.529	2:18.779	14
15	50	Gábor Együd	50.369	566	Fabian Dybionka	50.226	504	Balázs György	38.215	15	566	Fabian Dybionka	2:18.793	2:19.359	17
16	54	Gábor György	50.418	504	Balázs György	50.327	566	Fabian Dybionka	38.219	16	508	Gábor Együd	2:19.096	2:19.096	15
17	50	Balázs György	50.560	508	Gábor Együd	50.583	544	Gábor György	38.229	17	504	Balázs György	2:19.102	2:19.102	16
18	56	Ábel Sánta	50.845	569	Ábel Sánta	51.837	569	Ábel Sánta	38.489	18	569	Ábel Sánta	2:21.171	2:21.824	18
19	56	Ferenc Hartmann	55.279	565	Ferenc Hartmann	53.527	565	Ferenc Hartmann	38.879	19	565	Ferenc Hartmann	2:27.685	2:22.116	19
20	51	Toon Knapen	Transpo	517	Toon Knapen	Transpo	517	Toon Knapen	Transpo	20	517	Toon Knapen	Transpo	Transpo	20



Hungaroring
Swift Cup Europe
Race - 1
Leader Sequence



N°	Driver	Nat	Team	Nat	Vehicle	Cat	Clas	Start Lap	End Lap	Laps	Total Laps
533	Attila Bucsí	 HUN	M1RA	 HUN	Suzuki Swift	1.4 Turbo		1	8	8	8



Hungaroring
Swift Cup Europe
Race - 1
Best 5 Lap Times



Cls	N°	Driver	Nat	Team	Nat	Vehicle	Cat	Cls	Best 1		Best 2		Best 3		Best 4		Best 5	
									Time	Lap	Time	Lap	Time	Lap	Time	Lap	Time	Lap
1	533	Attila Bucsi	HUN	M1RA	HUN	Suzuki Swift	1.4 Turbo	1	2:09.707	5	2:10.700	6	2:11.010	7	2:11.139	8	2:48.214	1
2	146	Fabian Ohrfandl	AUT	Suzuki Team Austria	AUT	Suzuki Swift	1.4 Turbo	2	2:10.768	5	2:11.219	6	2:11.335	7	2:11.444	8	2:50.569	1
3	171	Philipp Dietrich	AUT	Suzuki Team Austria	AUT	Suzuki Swift	1.4 Turbo	3	2:10.807	5	2:11.711	6	2:12.492	8	2:12.743	7	2:59.060	1
4	586	Aleks Sówka	POL	Darek Nowicki Racing	POL	Suzuki Swift	1.4 Turbo	4	2:10.881	5	2:11.608	6	2:25.605	7	2:56.928	1	3:20.393	4
5	164	Martin Zellhofer	AUT	Suzuki Team Austria	AUT	Suzuki Swift	1.4 Turbo	5	2:11.045	5	2:11.678	6	2:12.701	8	2:13.048	7	2:54.034	1
6	505	Balázs Hartmann	HUN	GFS Racing Team	HUN	Suzuki Swift	1.4 Turbo	6	2:11.705	5	2:12.582	6	2:12.946	8	2:13.269	7	3:00.670	1
7	110	Christoph Zellhofer	AUT	Suzuki Team Austria	AUT	Suzuki Swift	1.4 Turbo	7	2:11.807	5	2:12.051	6	2:12.537	8	2:12.542	7	2:52.275	1
8	599	Kacper Osek	POL	Darek Nowicki Racing	POL	Suzuki Swift	1.4 Turbo	8	2:11.934	6	2:12.517	5	2:12.793	8	2:12.818	7	3:06.108	1
9	507	Móric Csermely	HUN	M1RA	HUN	Suzuki Swift	1.4 Turbo	9	2:12.403	6	2:13.806	5	2:14.026	7	2:14.092	8	3:10.077	1
10	112	Maximilian Mayr	AUT	Suzuki Team Austria	AUT	Suzuki Swift	1.4 Turbo	10	2:13.770	6	2:14.366	7	2:14.519	5	2:15.387	8	3:13.420	4
11	107	Michael Mayr	AUT	Suzuki Team Austria	AUT	Suzuki Swift	1.4 Turbo	11	2:13.801	6	2:14.188	7	2:15.053	5	2:15.311	8	3:04.189	1
12	511	Krisztián Füge	HUN	Wixxico	HUN	Suzuki Swift	1.4 Turbo	12	2:14.970	7	2:15.049	6	2:15.224	8	2:15.417	5	3:12.123	4
13	513	Zoltán Csuti	HUN	M1RA	HUN	Suzuki Swift	1.6	1	2:16.703	5	2:17.344	6	2:17.460	7	2:21.474	8	3:11.202	4
14	544	Gábor György	HUN	George Racing Team	HUN	Suzuki Swift	1.6	2	2:18.779	6	2:19.158	7	2:19.464	5	3:06.426	4	3:18.754	2
15	508	Gábor Együd	HUN	GFS Racing Team	HUN	Suzuki Swift	1.6	3	2:19.096	5	2:20.161	6	2:20.459	7	2:22.469	8	3:10.558	4
16	504	Balázs György	HUN	George Racing Team	HUN	Suzuki Swift	1.6	4	2:19.102	5	2:19.729	6	2:20.426	7	3:09.197	4	3:22.154	3
17	566	Fabian Dybionka	POL	Darek Nowicki Racing	POL	Suzuki Swift	1.6	5	2:19.359	6	2:19.369	7	2:20.293	5	2:43.482	8	3:08.086	4
18	569	Ábel Sánta	HUN	GFS Racing Team	HUN	Suzuki Swift	1.6	6	2:21.824	7	2:21.905	6	2:22.233	5	2:34.865	8	3:08.560	4
19	565	Ferenc Hartmann	HUN	GFS Racing Team	HUN	Suzuki Swift	1.6	7	2:22.116	6	2:22.163	5	2:22.422	7	2:32.937	8	3:05.229	4
20	517	Toon Knapen	NLD	GFS Racing Team	NLD	Suzuki Swift	1.4 Turbo	13										



Hungaroring
Swift Cup Europe
Race - 1
Best 5 Top Speeds





Cls	N°	Driver	Nat	Team	Nat	Vehicle	Cat	Cls	Top 1		Top 2		Top 3		Top 4		Top 5		Avg
									Km/h	Lap	Km/h	Lap	Km/h	Lap	Km/h	Lap	Km/h	Lap	
1	586	Aleks Sówka		Darek Nowicki Racing		Suzuki Swift	1.4 Turbo	1	177.6	6	175.8	7	174.1	5	137.2	1	89.4	8	150.8
2	171	Philipp Dietrich		Suzuki Team Austria		Suzuki Swift	1.4 Turbo	2	175.6	6	174.7	7	173.9	8	173.6	5	142.1	1	168.0
3	164	Martin Zellhofer		Suzuki Team Austria		Suzuki Swift	1.4 Turbo	3	174.1	7	173.0	6	172.8	8	170.6	5	140.8	1	166.2
4	599	Kacper Osek		Darek Nowicki Racing		Suzuki Swift	1.4 Turbo	4	173.9	5	173.9	7	173.6	8	173.3	6	134.3	1	165.8
5	507	Móric Csermely		M1RA		Suzuki Swift	1.4 Turbo	5	173.3	5	171.4	6	171.4	7	170.8	8	111.8	1	159.7
6	107	Michael Mayr		Suzuki Team Austria		Suzuki Swift	1.4 Turbo	6	172.8	6	170.6	7	170.3	5	169.8	8	137.4	1	164.1
7	110	Christoph Zellhofer		Suzuki Team Austria		Suzuki Swift	1.4 Turbo	7	172.2	5	171.1	6	170.6	7	170.0	8	138.2	1	164.4
8	146	Fabian Ohrfandl		Suzuki Team Austria		Suzuki Swift	1.4 Turbo	8	171.9	6	171.1	5	171.1	7	170.8	8	135.0	1	164.0
9	533	Attila Bucsi		M1RA		Suzuki Swift	1.4 Turbo	9	171.4	5	171.1	6	170.6	7	170.6	8	136.0	1	163.9
10	505	Balázs Hartmann		GFS Racing Team		Suzuki Swift	1.4 Turbo	10	170.8	6	170.6	5	170.6	7	170.3	8	139.7	1	164.4
11	112	Maximilian Mayr		Suzuki Team Austria		Suzuki Swift	1.4 Turbo	11	170.6	7	170.0	6	169.0	8	168.7	5	99.4	1	155.5
12	511	Krisztián Füge		Wixxico		Suzuki Swift	1.4 Turbo	12	169.8	7	169.2	6	165.3	5	162.4	8	109.7	1	155.3
13	566	Fabian Dybionka		Darek Nowicki Racing		Suzuki Swift	1.6	1	160.4	6	159.7	7	159.5	8	157.4	5	128.4	1	153.1
14	504	Balázs György		George Racing Team		Suzuki Swift	1.6	2	159.2	5	159.0	6	159.0	7	158.1	8	135.0	1	154.1
15	544	Gábor György		George Racing Team		Suzuki Swift	1.6	3	159.0	8	156.7	7	156.5	6	154.9	5	59.9	1	137.4
16	513	Zoltán Csuti		M1RA		Suzuki Swift	1.6	4	157.4	5	156.5	6	155.3	7	155.3	8	137.0	1	152.3
17	508	Gábor Együd		GFS Racing Team		Suzuki Swift	1.6	5	156.9	5	156.9	8	156.7	7	155.8	6	136.5	1	152.6
18	565	Ferenc Hartmann		GFS Racing Team		Suzuki Swift	1.6	6	155.1	6	154.9	7	154.2	5	154.0	8	82.1	1	140.1
19	569	Ábel Sánta		GFS Racing Team		Suzuki Swift	1.6	7	154.7	6	154.5	7	154.2	8	153.8	5	120.4	1	147.5
20	517	Toon Knapen		GFS Racing Team		Suzuki Swift	1.4 Turbo	13	60.2	1									60.2



Hungaroring
Swift Cup Europe
Race - 1
Fastest Laps Sequence



Lap	Time of Day	Session Time	N°	Driver	Nat	Team	Nat	Vehicle	Cat	Time	Km/h
5	19:29:33.161	15:18.161	533	Attila Bucsi	 HUN	M1RA	 HUN	Suzuki Swift	1.4 Turbo	2:09.707	121.5



Hungaroring
Swift Cup Europe
Race - 1



Event Best Maximum Speed

N°	Driver	Nat	Team	Nat	Vehicle	Cat	Clas	Km/h	Session
586	Aleks Sówka		Darek Nowicki Racing		Suzuki Swift	1.4	1	177.6	Race - 1
171	Philipp Dietrich		Suzuki Team Austria		Suzuki Swift	1.4	2	175.6	Race - 1
599	Kacper Osek		Darek Nowicki Racing		Suzuki Swift	1.4	3	174.7	Qualifying
110	Christoph Zellhofer		Suzuki Team Austria		Suzuki Swift	1.4	4	174.1	Qualifying
164	Martin Zellhofer		Suzuki Team Austria		Suzuki Swift	1.4	5	174.1	Race - 1
146	Fabian Ohrfandl		Suzuki Team Austria		Suzuki Swift	1.4	6	173.6	Qualifying
507	Móric Csermely		M1RA		Suzuki Swift	1.4	7	173.3	Race - 1
511	Krisztián Füge		Wixxico		Suzuki Swift	1.4	8	173.0	Free Practice
107	Michael Mayr		Suzuki Team Austria		Suzuki Swift	1.4	9	172.8	Race - 1
533	Attila Bucsi		M1RA		Suzuki Swift	1.4	10	171.9	Free Practice
517	Toon Knapen		GFS Racing Team		Suzuki Swift	1.4	11	171.1	Qualifying
505	Balázs Hartmann		GFS Racing Team		Suzuki Swift	1.4	12	170.8	Race - 1
112	Maximilian Mayr		Suzuki Team Austria		Suzuki Swift	1.4	13	170.6	Race - 1
566	Fabian Dybionka		Darek Nowicki Racing		Suzuki Swift	1.6	1	160.4	Race - 1
504	Balázs György		George Racing Team		Suzuki Swift	1.6	2	159.2	Race - 1
544	Gábor György		George Racing Team		Suzuki Swift	1.6	3	159.0	Race - 1
513	Zoltán Csuti		M1RA		Suzuki Swift	1.6	4	157.4	Race - 1
508	Gábor Együd		GFS Racing Team		Suzuki Swift	1.6	5	156.9	Race - 1
565	Ferenc Hartmann		GFS Racing Team		Suzuki Swift	1.6	6	156.2	Free Practice
569	Ábel Sánta		GFS Racing Team		Suzuki Swift	1.6	7	154.7	Race - 1



Hungaroring
Swift Cup Europe
Race - 1
Lap Chart



LAP

Nr	Pos	Grid	1	2	3	4	5	6	7	8
533	1	533	533	533	533	533	533	533	533	533
146	2	146	146	146	146	146	146	146	146	146
586	3	586	110	110	110	110	110	110	110	110
505	4	505	164	164	164	164	164	164	164	164
110	5	110	586	586	586	586	586	586	171	171
164	6	164	171	171	171	171	171	171	505	505
171	7	171	505	505	505	505	505	505	599	599
517	8	517	107	107	107	107	599	599	507	507
107	9	107	599	599	599	599	507	507	107	107
112	10	112	507	507	507	507	107	107	112	112
599	11	599	112	112	112	112	112	112	586	511
507	12	507	511	511	511	511	511	511	511	513
511	13	511	513	513	513	513	513	513	513	508
513	14	513	508	508	508	508	508	508	508	569
566	15	566	504	504	504	504	504	504	504	565
504	16	504	569	569	569	569	544	544	544	566
508	17	508	566	566	566	566	566	566	566	586
565	18	565	544	544	544	544	569	569	569	
569	19	569	565	565	565	565	565	565	565	
544	20	544								

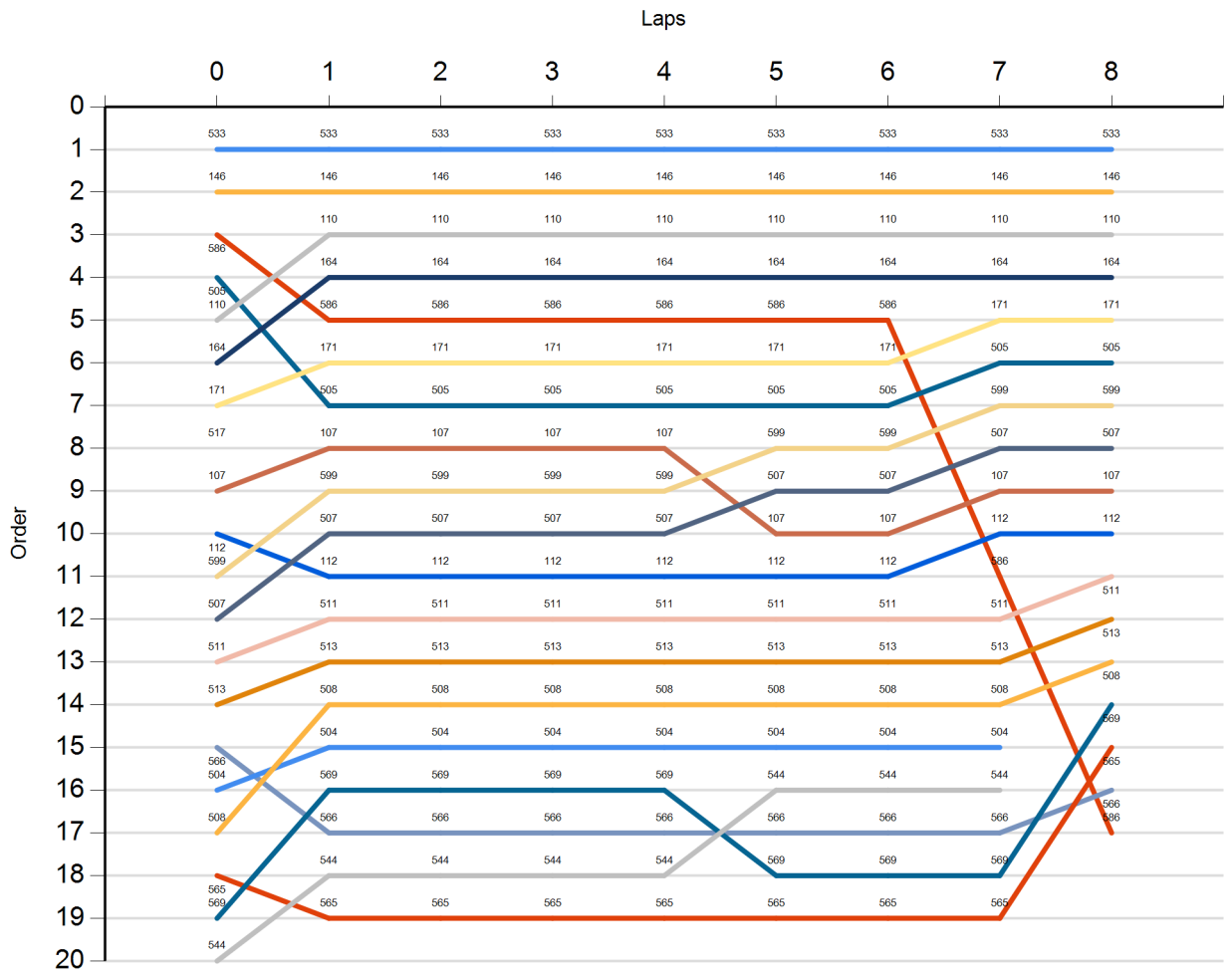


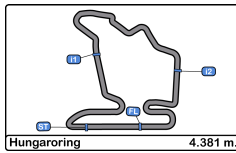


Hungaroring
Swift Cup Europe
Race - 1
Graphic Lap Chart



- 533
- 146
- 586
- 505
- 110
- 164
- 171
- 517
- 107
- 112
- 599
- 507
- 511
- 513
- 566
- 504
- 508
- 565
- 569
- 544





Hungaroring
Swift Cup Europe
Race - 1
Pit Stop Analysis



N°	In Day Time	Driver	Nat	Team	Nat	Vehicle	Cat	In Time	Stop N°	Pit Time	Handicap	Penalty
533	19:17:00.332	Attila Bucsi	HUN	M1RA	HUN	Suzuki Swift	1.4 Turbo	2:45.448	1	25.306		
146	19:17:02.466	Fabian Ohrfandl	AUT	Suzuki Team Austria	AUT	Suzuki Swift	1.4 Turbo	2:47.583	1	28.045		
110	19:17:04.019	Christoph Zellhofer	AUT	Suzuki Team Austria	AUT	Suzuki Swift	1.4 Turbo	2:49.136	1	28.403		
164	19:17:06.037	Martin Zellhofer	AUT	Suzuki Team Austria	AUT	Suzuki Swift	1.4 Turbo	2:51.153	1	28.114		
586	19:17:08.604	Aleks Sówka	POL	Darek Nowicki Racing	POL	Suzuki Swift	1.4 Turbo	2:53.720	1	27.251		
171	19:17:10.619	Philipp Dietrich	AUT	Suzuki Team Austria	AUT	Suzuki Swift	1.4 Turbo	2:55.736	1	28.672		
505	19:17:12.083	Balázs Hartmann	HUN	GFS Racing Team	HUN	Suzuki Swift	1.4 Turbo	2:57.200	1	28.902		
107	19:17:15.748	Michael Mayr	AUT	Suzuki Team Austria	AUT	Suzuki Swift	1.4 Turbo	3:00.865	1	27.294		
599	19:17:17.672	Kacper Osek	POL	Darek Nowicki Racing	POL	Suzuki Swift	1.4 Turbo	3:02.789	1	27.942		
507	19:17:21.003	Móric Csermely	HUN	M1RA	HUN	Suzuki Swift	1.4 Turbo	3:06.119	1	31.121		
112	19:17:24.600	Maximilian Mayr	AUT	Suzuki Team Austria	AUT	Suzuki Swift	1.4 Turbo	3:09.716	1	30.123		
511	19:17:28.178	Krisztián Füge	HUN	Wixxico	HUN	Suzuki Swift	1.4 Turbo	3:13.294	1	31.463		
513	19:17:30.488	Zoltán Csuti	HUN	M1RA	HUN	Suzuki Swift	1.6	3:15.605	1	33.065		
508	19:17:32.660	Gábor Együd	HUN	GFS Racing Team	HUN	Suzuki Swift	1.6	3:17.776	1	32.437		
504	19:17:34.666	Balázs György	HUN	George Racing Team	HUN	Suzuki Swift	1.6	3:19.783	1	33.107		
569	19:17:36.778	Ábel Sánta	HUN	GFS Racing Team	HUN	Suzuki Swift	1.6	3:21.894	1	32.738		
566	19:17:39.164	Fabian Dybionka	POL	Darek Nowicki Racing	POL	Suzuki Swift	1.6	3:24.280	1	34.950		
544	19:17:42.542	Gábor György	HUN	George Racing Team	HUN	Suzuki Swift	1.6	3:27.659	1	33.754		
565	19:17:45.291	Ferenc Hartmann	HUN	GFS Racing Team	HUN	Suzuki Swift	1.6	3:30.407	1	32.702		
533	19:20:35.961	Attila Bucsi	HUN	M1RA	HUN	Suzuki Swift	1.4 Turbo	6:21.078	2	25.431		
146	19:20:37.533	Fabian Ohrfandl	AUT	Suzuki Team Austria	AUT	Suzuki Swift	1.4 Turbo	6:22.650	2	26.376		
110	19:20:38.765	Christoph Zellhofer	AUT	Suzuki Team Austria	AUT	Suzuki Swift	1.4 Turbo	6:23.881	2	27.008		
164	19:20:40.210	Martin Zellhofer	AUT	Suzuki Team Austria	AUT	Suzuki Swift	1.4 Turbo	6:25.327	2	27.008		
586	19:20:41.467	Aleks Sówka	POL	Darek Nowicki Racing	POL	Suzuki Swift	1.4 Turbo	6:26.583	2	27.435		
171	19:20:43.808	Philipp Dietrich	AUT	Suzuki Team Austria	AUT	Suzuki Swift	1.4 Turbo	6:28.924	2	28.534		
505	19:20:44.727	Balázs Hartmann	HUN	GFS Racing Team	HUN	Suzuki Swift	1.4 Turbo	6:29.843	2	28.763		
107	19:20:46.462	Michael Mayr	AUT	Suzuki Team Austria	AUT	Suzuki Swift	1.4 Turbo	6:31.578	2	28.573		
599	19:20:48.477	Kacper Osek	POL	Darek Nowicki Racing	POL	Suzuki Swift	1.4 Turbo	6:33.594	2	28.192		
507	19:20:49.821	Móric Csermely	HUN	M1RA	HUN	Suzuki Swift	1.4 Turbo	6:34.938	2	29.082		
112	19:20:51.154	Maximilian Mayr	AUT	Suzuki Team Austria	AUT	Suzuki Swift	1.4 Turbo	6:36.271	2	29.217		
511	19:20:53.405	Krisztián Füge	HUN	Wixxico	HUN	Suzuki Swift	1.4 Turbo	6:38.521	2	29.223		
513	19:20:55.603	Zoltán Csuti	HUN	M1RA	HUN	Suzuki Swift	1.6	6:40.719	2	30.759		
508	19:20:56.864	Gábor Együd	HUN	GFS Racing Team	HUN	Suzuki Swift	1.6	6:41.980	2	30.411		
504	19:20:58.582	Balázs György	HUN	George Racing Team	HUN	Suzuki Swift	1.6	6:43.699	2	30.567		
569	19:21:00.136	Ábel Sánta	HUN	GFS Racing Team	HUN	Suzuki Swift	1.6	6:45.252	2	30.139		
566	19:21:01.858	Fabian Dybionka	POL	Darek Nowicki Racing	POL	Suzuki Swift	1.6	6:46.974	2	29.792		
544	19:21:03.145	Gábor György	HUN	George Racing Team	HUN	Suzuki Swift	1.6	6:48.262	2	29.461		
565	19:21:04.290	Ferenc Hartmann	HUN	GFS Racing Team	HUN	Suzuki Swift	1.6	6:49.406	2	28.957		
533	19:23:56.438	Attila Bucsi	HUN	M1RA	HUN	Suzuki Swift	1.4 Turbo	9:41.555	3	24.253		
146	19:23:58.390	Fabian Ohrfandl	AUT	Suzuki Team Austria	AUT	Suzuki Swift	1.4 Turbo	9:43.507	3	26.335		
110	19:23:59.843	Christoph Zellhofer	AUT	Suzuki Team Austria	AUT	Suzuki Swift	1.4 Turbo	9:44.960	3	27.173		
164	19:24:01.517	Martin Zellhofer	AUT	Suzuki Team Austria	AUT	Suzuki Swift	1.4 Turbo	9:46.633	3	27.851		
586	19:24:03.132	Aleks Sówka	POL	Darek Nowicki Racing	POL	Suzuki Swift	1.4 Turbo	9:48.248	3	27.770		
171	19:24:05.147	Philipp Dietrich	AUT	Suzuki Team Austria	AUT	Suzuki Swift	1.4 Turbo	9:50.263	3	29.713		
505	19:24:06.442	Balázs Hartmann	HUN	GFS Racing Team	HUN	Suzuki Swift	1.4 Turbo	9:51.558	3	29.582		
107	19:24:08.020	Michael Mayr	AUT	Suzuki Team Austria	AUT	Suzuki Swift	1.4 Turbo	9:53.137	3	29.578		
599	19:24:09.894	Kacper Osek	POL	Darek Nowicki Racing	POL	Suzuki Swift	1.4 Turbo	9:55.011	3	29.595		
507	19:24:11.592	Móric Csermely	HUN	M1RA	HUN	Suzuki Swift	1.4 Turbo	9:56.709	3	30.008		
112	19:24:12.999	Maximilian Mayr	AUT	Suzuki Team Austria	AUT	Suzuki Swift	1.4 Turbo	9:58.115	3	29.768		
511	19:24:15.128	Krisztián Füge	HUN	Wixxico	HUN	Suzuki Swift	1.4 Turbo	10:00.244	3	29.607		
513	19:24:17.678	Zoltán Csuti	HUN	M1RA	HUN	Suzuki Swift	1.6	10:02.795	3	30.328		
508	19:24:18.947	Gábor Együd	HUN	GFS Racing Team	HUN	Suzuki Swift	1.6	10:04.064	3	30.048		
504	19:24:21.087	Balázs György	HUN	George Racing Team	HUN	Suzuki Swift	1.6	10:06.203	3	29.587		
569	19:24:22.551	Ábel Sánta	HUN	GFS Racing Team	HUN	Suzuki Swift	1.6	10:07.668	3	29.868		
566	19:24:23.757	Fabian Dybionka	POL	Darek Nowicki Racing	POL	Suzuki Swift	1.6	10:08.874	3	29.582		
544	19:24:26.158	Gábor György	HUN	George Racing Team	HUN	Suzuki Swift	1.6	10:11.275	3	28.671		
565	19:24:27.697	Ferenc Hartmann	HUN	GFS Racing Team	HUN	Suzuki Swift	1.6	10:12.814	3	28.133		

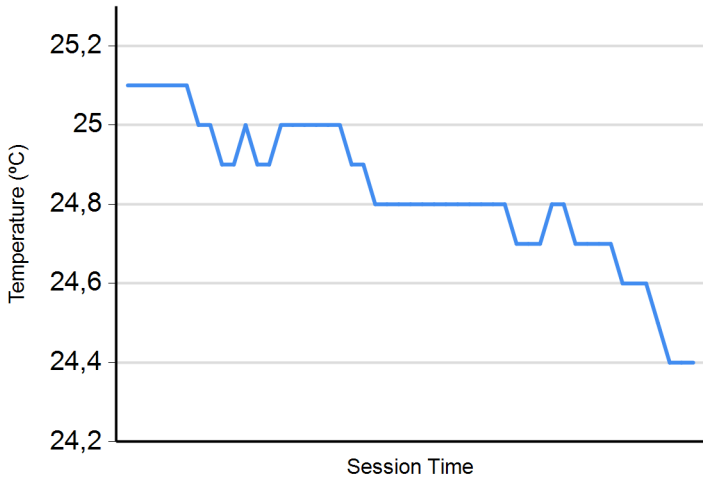




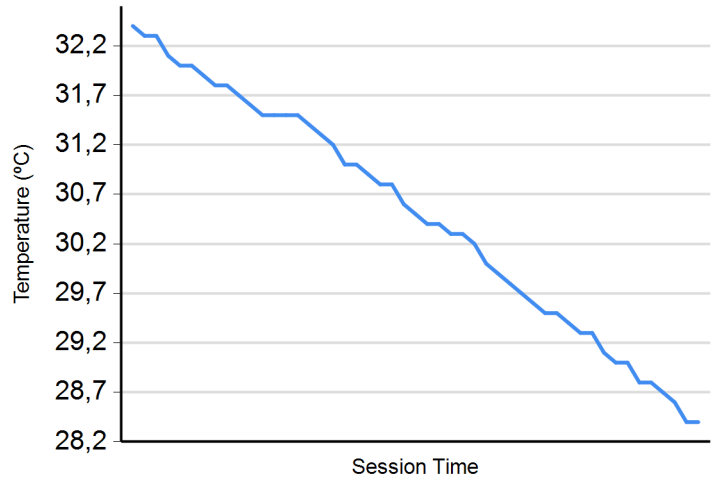
Hungaroring
Swift Cup Europe
Race - 1
Weather Report



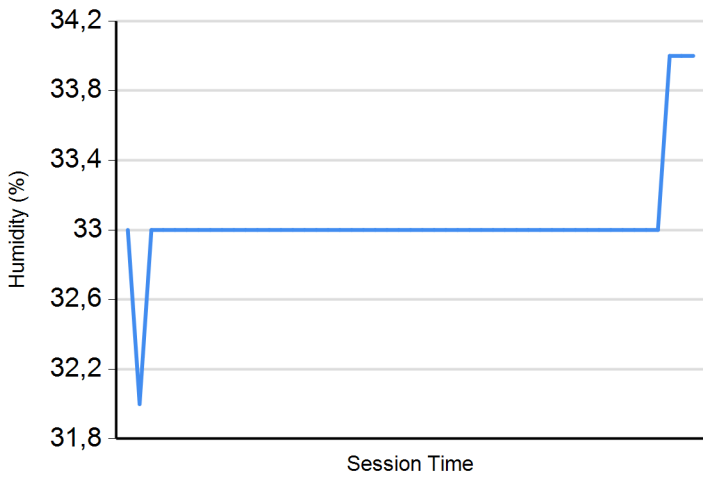
Air Temperature



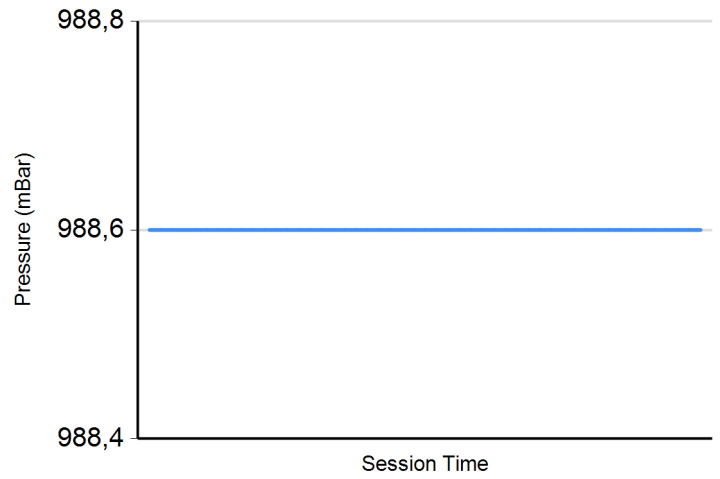
Track Temperature



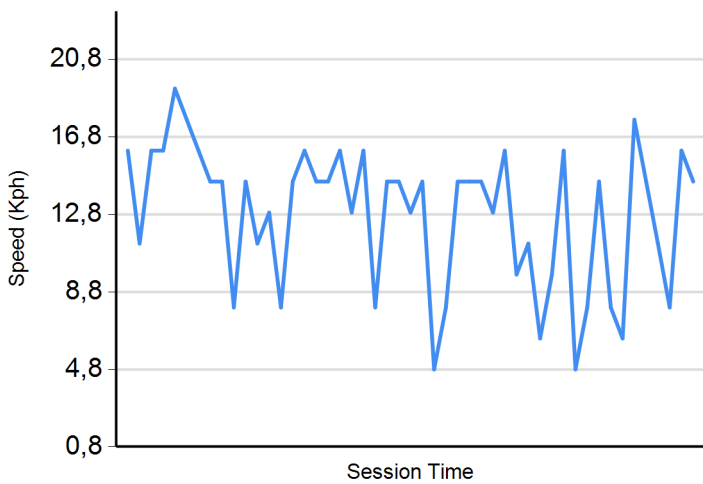
Humidity



Pressure



Wind Speed



Wind direction

North = 0°/360° Est = 90° South = 180° West = 270°

